



Rapid antigen self-tests

A quick guide

More information

Coronavirus Hotline - 1800 675 398

or

[www.coronavirus.vic.gov.au/
getting-tested](http://www.coronavirus.vic.gov.au/getting-tested)

What is a rapid antigen test?

Rapid antigen tests can be used at home to check if you may have COVID-19. Most rapid antigen tests will provide you with a result in 15 to 30 minutes. Do not eat or drink 30 minutes before doing a saliva rapid antigen test.

Always follow the instructions and watch the linked videos within your rapid antigen test kit carefully on how to do your test.

These tests are faster but less accurate than a standard (PCR) test that you can get at a COVID-19 testing site.

There are currently two types of rapid antigen tests available:

- Saliva - this test involves spitting into a tube or sucking on a swab
- Nasal swab - this test involves swabbing each nostril.

When to use a rapid antigen test

Rapid antigen tests can be used:

- if you have symptoms
- are a contact of someone who has tested positive for COVID (household, education, workplace or social)
- if you want to quickly check if you may have COVID-19
- as part of a surveillance program such as one organised by your school or employer
- when recommended by the Victorian Department of Health

When to get a standard (PCR) test

You should take a standard (PCR) test at a testing site if you:

- have symptoms or are a contact of someone who is a COVID case and cannot access a rapid antigen test
- if you do not have symptoms and are not a contact of a COVID case, but you have tested positive on a rapid antigen test
- when otherwise recommended by the Department of Health

Where to get a rapid antigen test




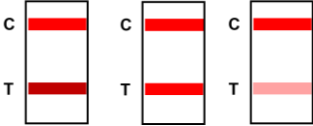

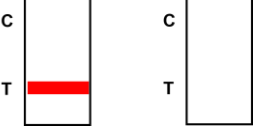
Rapid antigen tests are available from some supermarkets, pharmacies, select testing sites (you can find the nearest testing site to you at: <https://www.coronavirus.vic.gov.au/where-get-tested-covid-19>) or online.

More info at <https://www.coronavirus.vic.gov.au/checklist-contacts>

How to store your rapid antigen test

- Store the test kit in a cool, dry place under 30 °C
- Do not freeze the kit or its components
- Do not store the test kit in direct sunlight

What does your rapid antigen result mean?

Result	What it means	What to do next
 <p>Negative</p> 	It is unlikely you have COVID-19, especially if you have no symptoms.	Monitor for symptoms
 <p>POSITIVE</p> 	You likely have COVID-19.	<ul style="list-style-type: none"> • Report your test on the Service Victoria app or by going to www.coronavirus.vic.gov.au/report • Isolate for seven days and tell your contacts.
 <p>INVALID</p> 	<p>The test has not worked.</p> <p>You need to repeat the test.</p>	<p>You will need to repeat the test</p> <p>Invalid again?</p> <ul style="list-style-type: none"> • Get a standard COVID (PCR test). <p>Positive?</p> <ul style="list-style-type: none"> • As per the positive result instructions. <p>Negative?</p> <ul style="list-style-type: none"> • As per the negative result instructions.

Recording results

If you test positive on a rapid antigen test, you are a case. You must report your positive rapid antigen test result as soon as you can. To report your result, call the Coronavirus Hotline at 1800 675 398, or fill in this online form: www.coronavirus.vic.gov.au/report

Authorised and published by the Victorian Government, 1 Treasury Place, Melbourne.

© State of Victoria, Australia, Department of Health, January 2022.