

# SCHOOL BUS MANAGEMENT SYSTEM

## Quick reference guide for Existing Travellers

### Step 1

#### Login

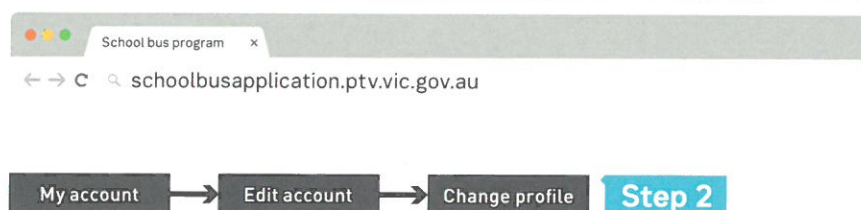
If you're an existing user, you can login with the account information you received from Public Transport Victoria.



### Step 2

#### Manage your account

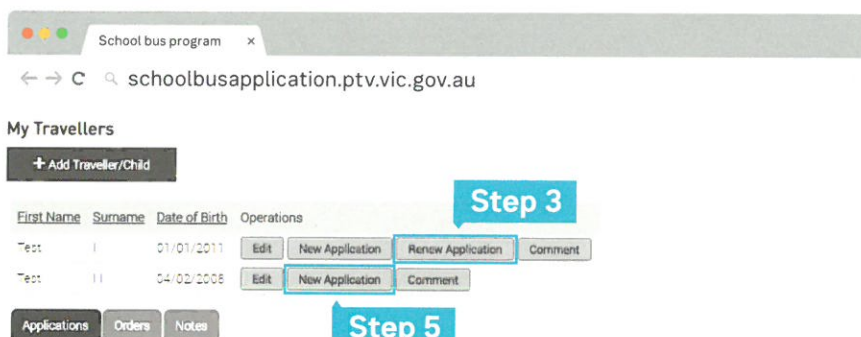
Update your personal information, including your address and emergency contact details.



### Step 3

#### Renew applications

You can renew your application if your details, like your school or residential address, haven't changed.

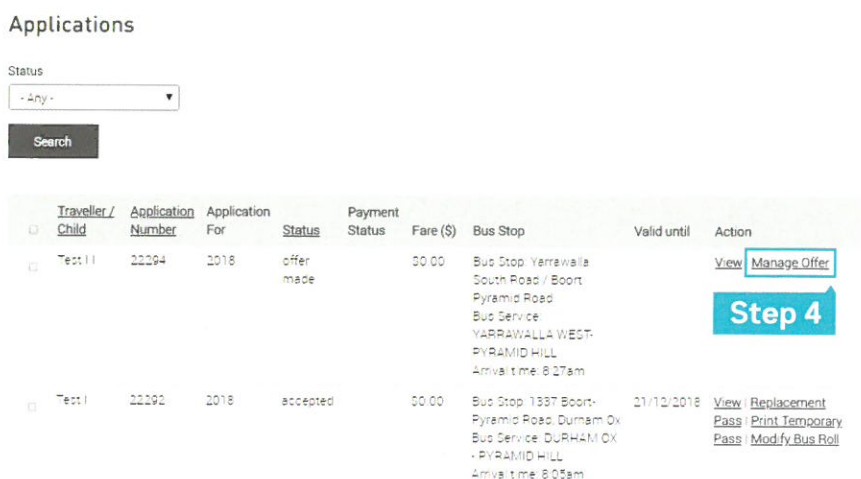


### Step 4

#### Manage offer

When you receive a notification of your travel assessment details, you can choose to

- accept the offer and pay the fare (if applicable)
- decline the offer.



### Step 5

#### New applications

Create a new application

- if your details have changed (school or home)
- you have a new traveller.

